




DESIGNING INNOVATIVE SOLUTIONS

United Technologies

AIR CONDITIONING & HEATING SOLUTIONS

SIMPLICITY **OR** FULL MODULARITY ?

IDROFAN, BECAUSE YOU SHOULD NOT HAVE TO CHOOSE.



Hydronic ducted fan coils

Cooling capacity 0.6 kW - 12 kW
Heating capacity 0.8 kW - 17 kW

42NL & 42NH

IDROFAN.

Carrier solutions based on **experience and expertise**

Carrier Legacy

Since Willis Carrier developed the world's first modern air conditioning system in 1902, Carrier teams have been designing solutions tailored to each customer's requirements. Over time, Carrier has been recognised as a pioneer in the design and manufacture of heating, ventilation and air conditioning (HVAC) solutions with sustainable performance and, equally important, for its commitment to first class service.



Carrier Commitment

■ **Quality**

Carrier quality and reliability are incorporated and guaranteed in all products and systems. Products undergo extensive tests before delivery and are certified by internal organisations to ensure the highest levels of safety and quality.

■ **Sustainability**

Carrier continuously works to improve the environmental performance of its products and services, operations and its culture to help lead the way to environmental sustainability. Sustainability is a growing concern to the building sector and a key factor for building owners and operators. A high-efficiency air conditioning system with a low carbon footprint is a must to support green building design.

■ **Performance**

Carrier strives for continuous growth to reinforce its leadership position, continuously improving the productivity and quality of its assets and resources.

■ **Service Excellence**

The Carrier Service delivery model maintains a reputation for high customer satisfaction and delivers service excellence with strong communication channels, the top technicians in the industry, continuous improvement of contracts and a highly experienced management team.

■ **Innovation**

Carrier is a company of ideas, committed to research and development, whose founder still inspires the company to reach the next innovative, powerful and marketable idea. AdvanTE³C, a global group of Experts in Efficiency and Environment, supports customers around the world in developing strategic, energy-efficient and custom-engineered building solutions.

■ **Expertise**

Carrier delivers global solutions across the broadest range of air conditioning, ventilation and heating applications. With a proven track record of leadership and industry expertise, Carrier provides a portfolio of market-leading products and services.

SIMPLICITY

The simplicity of the range for easy use

■ Industry standard

With an installed base of more than a million units, **the Idrofan range has become the standard in the fan coil cooling market.** The quality and reliability of the equipment is backed by Carrier's recognised expertise in services. Its high quality design has been developed thanks to the company's experience in the field and its performance is validated by Eurovent certification.

■ Versatility

The 42NL & 42NH wide range can meet every need. It offers either low or high external static pressure capability and is available in a wide choice of plenums and spigot diameters. It meets customer demands in terms of both heating and cooling capacity (from 0.5 to 10 kW) and noise levels.

■ Serviceability

The 42NL & 42NH units are designed for easy installation, in any type of false ceiling in hotel, office, shop or restaurant applications. The units offer direct access to air filter, water coil, drain pan and fan motor assembly, for easy maintenance and compliance with local hygiene regulations.

THE STANDARD
IN INDIVIDUAL
COMFORT AIR
CONDITIONING
SOLUTIONS

ONE PRODUCT
FOR MANY
APPLICATIONS

EASY
INSTALLATION
IN MANY
CONFIGURATIONS

&

FULL MODULARITY

The right choice for all applications

■ Modular design

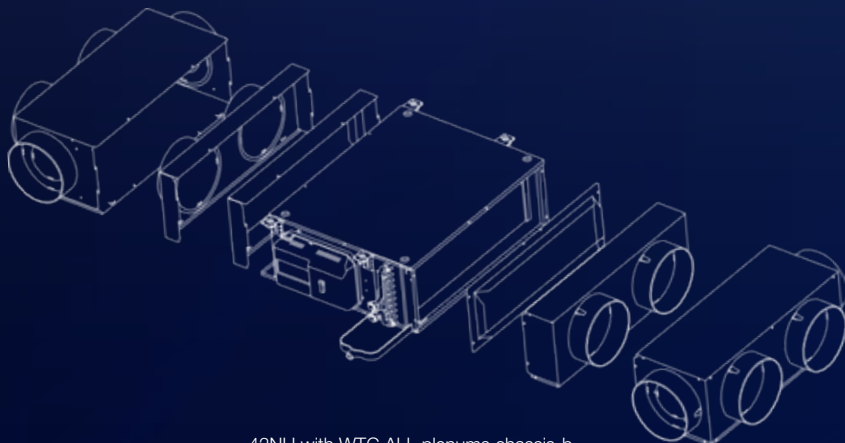
Due to a large range of air distribution solutions (rectangular flanges, compact or large plenums, multiple spigots...), sizes and control solutions, **the 42NL & 42NH are designed to adapt to all room sizes and configurations.**

■ Silent solutions

With its acoustic insulation and very low noise fan motor, the 42NL & 42NH range makes silent operation a reality. Its Low Energy Consumption (LEC) motor with variable fan speed control ensures improved noise comfort levels compared to a multi-speed motor - the airflow is automatically adjusted, from 0 to 100%, in order to perfectly meet the occupants' needs. With a Carrier Water Terminal Controller (WTC), maximum fan speed can also be limited to enhance sound level management even further.

■ Intelligence

The 42NL & 42NH range ensures optimum operations through a wide range of smart controllers, including electronic thermostats, the Network Terminal Controller (NTC) Aquasmart® and the new WTC, which manages water valve and fan speed simultaneously **for minimum energy consumption and maximum comfort.** Other smart WTC options include an automatic balancing water valve and a motorised fresh air valve with a CO₂ sensor for optimum air quality.



42NH with WTC ALL plenums chassis-b

Technical Insight

Hydronic ducted fan coil 42NL & 42NH

42NH with plenum outlet and inlet configuration



Control solutions

- Thermostat electronic
- NTC Aquasmart®
- WTC controller BACnet & LON

Large choice
of plenums and spigots



Electrical heater

Fan motor

- AC multi-speed motor (5 to 6 speeds)
- LEC variable-speed EC motor

Filter solutions

- G1 (standard)
- G3
- M5 (for higher indoor air quality)

AUTOMATIC HYDRAULIC BALANCING WATER VALVE

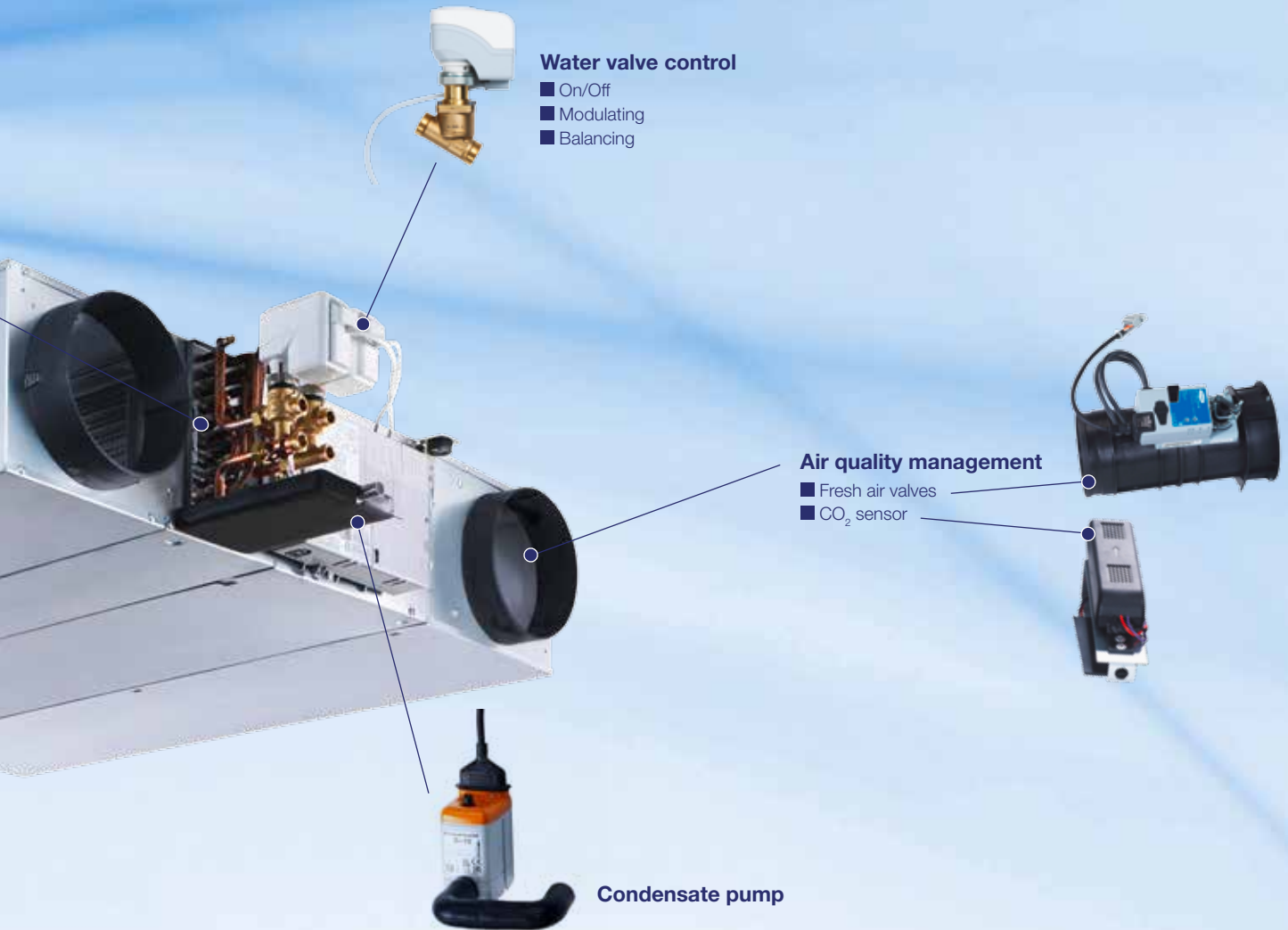
The automatic hydraulic balancing water valve is a cutting-edge new feature. With its integrated differential pressure controller **it prevents pressure fluctuations and ensures constant cooling or heating capacities.** With easy presetting of volumetric flow and straightforward assembly, the water valve allows **simplified mounting, commissioning and hydraulic balancing.**



- 1 Control valve actuator
- 2 Infinite presetting of required maximum volumetric flow
- 3 Integrated differential pressure controller
- 4 Pressure test points

KEY FEATURES

- **Large choice of air distribution configuration:** free return/supply, rectangular flanges, compact or large return/supply plenums, "U" configuration together with multiple spigot sizes.
- **Improved acoustic comfort:** automatic air flow adjustment from 0 to 100% allows better sound level management.
- **Easy maintenance:** direct access to air filter, water coil, drain pan and fan motor assembly.
- **Large controller range:** electronic thermostats, NTC AquaSmart and WTC controller.



Water valve control


- On/Off
- Modulating
- Balancing

Air quality management

- Fresh air valves
- CO₂ sensor

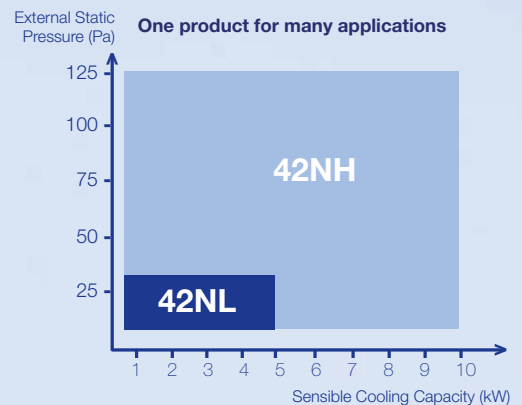
Condensate pump

■ **Energy savings:** the optional low energy consumption (LEC) brushless EC motor reduces fan coil energy consumption by up to 50%, compared to an AC motor, making it easier to meet the new building energy management regulations.



SOURCE: Carrier estimates based on testing by Carrier Laboratory.

■ **Modularity:** With two available versions, the fancoil is able to address all applications. The 42NL version is optimised for simple soffit installations while the 42NH is optimised for air return & supply ducted installations.



Specific solutions for specific needs



Office



■ Load variation adaptability

Conditions inside buildings change as a result of many factors including the time of the day and occupancy. Carrier solutions, equipped with precise electronic capacity controls and variable speed motors, adapt to meet load variations in just a few seconds, assuring exceptional comfort and in turn ensuring optimised energy consumption.



Hotel



■ Low noise features (night mode)

Air conditioning, ventilation and heating (depending on the region and season) are among the first things guests experience. The 42NL & 42NH range offers low noise performance to ensure a quiet and comfortable environment for hotel guests and visitors.



Hospital



■ Air quality

The 42NL & 42NH range can help to ensure and maintain a highly controlled microclimate, regulating temperature and humidity levels, as well as ensuring optimal indoor air quality (filtration efficiency levels, management of CO₂ levels).



Shops and restaurants



■ Space volume flexibility

Available in large sizes and high power configurations, the 42NL & 42NH range offers flexible solutions for managing a large space with a limited number of units.

Water Terminal Controller

Best-in-class control solutions

With Carrier's specific control algorithms, the Water Terminal Controller (WTC) combines best-in-class comfort solutions together with high energy efficiency management.

Designed for a variety of configurations and offered in a wide range of user interfaces, the WTC can fit every application and every need.

A variety of configurations for every application



FEATURES AND ADVANTAGES

- **High efficiency:** The WTC's energy saving algorithms control fan speed and manage water valve operation in parallel, achieving optimal energy consumption whilst ensuring there is no resulting loss in comfort for occupants.
- **Easy installation:** The WTC is compatible with the full Carrier fan coil range. For customers and installers the same controller simplifies and eases installation and service operations whilst covering a wide range of hydronic system types and applications. The WTC is factory installed on the terminal fan coil before factory testing of each individual terminal. As a result, field installation is extremely simple.
- **Variety of configurations:** The controller can operate as either a standalone control, command and follow function for open spaces, or at the heart of a building management system.
- **User friendly user interface:** The user interface is available in a variety of configurations: no display, LCD display, temperature sensor, lights & blind control, etc.

ADVANCED OPTIONS

- **Low Energy Consumption (LEC) variable speed control:** The WTC can drive the fan speed continuously within a configurable range for optimal thermal and acoustic comfort.
- **Modulating hydronic control:** The WTC controls both floating and fixed-point value actuator types (230 V on-off and 230 V three point).
- **Demand controller ventilation (DCV) & IAQ management:** On fan coils equipped with CO₂ sensors and fresh air dampers, the WTC can adjust the amount of fresh air admitted to the room, as required by the occupants.
- **Lights and blind management modules:** The WTC supervises the interconnection of light modules & blinds modules, allowing the user to improve local comfort control with the same user interface as HVAC system.

A range of user interfaces to meet all needs

	Room Control Interface			Infrared Remote Interface	
					
	WTC-RCI-S	WTC-RCI-SF/SOF	WTC-RCI-D/DC/DM/DCM	WTC-IR	WTC-IR-LB
TEMPERATURE SENSOR	✓	✓	✓		
SETPOINT OFFSET		✓	✓	✓	✓
FAN SPEED	✓	✓	✓	✓	✓
WITH OR WITHOUT OCCUPANCY FUCTION		✓	✓	✓	✓
OPERATING MODE		✓	✓	✓	✓
LIGHT & BLIND CONTROL			✓		✓
POWER SUPPLY FROM WTC	✓	✓	✓		
QUICK CONNECTION	RJ45	RJ45	RJ45		
LOCAL SERVICE TOOL			✓		
WITH OR WITHOUT MOTION SENSOR			✓		
LCD DISPLAY			✓	✓	✓
INFRARED RECEIVER WITH STATUS (LED & BUZZER)				✓	
INFRARED RECEIVER					✓

Carrier Service beyond your expectations

Carrier teams are committed to ensuring your peace of mind while supporting your business objectives throughout the lifecycle of your equipment.

To meet your expectations, Carrier Service offers:

■ Proximity & Responsiveness

With an extensive network of branches, Carrier expert technicians are ready to take action, quickly. The company's comprehensive and highly efficient maintenance processes mean your equipment works at peak performance level. You can rely on Carrier Rental Systems and readily available spare parts to ensure smooth functioning and extended uptime of your system.

■ Expertise & Consultancy

Carrier has experienced teams, top grade logistics and powerful information systems. These industry-leading resources come together to deliver best-in-class service. Your Carrier experts will help you to find the right solution to enhance energy efficiency and maximise your investments.

■ Proactivity


As your preferred partner, Carrier designs tailored maintenance programmes to meet your goals and optimise your business performance.

Presence
in more than
60
countries

24/7
availability

More than
110 years
of experience

Carrier's monitoring service offering offers secure connectivity while also allowing you to monitor your equipment in real time and receive recommendations from Carrier experts.



Physical data



42NH (EC version*)		229			239			279			329			339			429			439					
		(L)	(M)	(H)	(L)	(M)	(H)	(L)	(M)	(H)	(L)	(M)	(H)	(L)	(M)	(H)	(L)	(M)	(H)	(L)	(M)	(H)			
SPEED																									
AIR FLOW L/S	m³/h	95	229	253	95	229	253	118	305	349	247	443	556	245	437	552	293	533	709	293	533	709			
AVAILABLE STATIC PRESSURE	Pa	9	50	61	9	50	61	7	50	65	15	50	78	15	50	78	15	50	88	15	50	88			
COOLING MODE, TWO PIPES**																									
TOTAL COOLING CAPACITY	kW	0.58	1.28	1.39	0.65	1.48	1.61	0.8	1.89	2.11	1.26	1.96	2.3	1.49	2.5	3.03	1.61	2.73	3.4	1.69	3.17	4.15			
SENSIBLE COOLING CAPACITY	kW	0.45	1.02	1.12	0.49	1.13	1.24	0.6	1.47	1.65	1.06	1.7	2.03	1.17	2	2.46	1.31	2.25	2.85	1.36	2.5	3.28			
FCEER [ENERGY CLASS] - 2 PIPES		98	[A]		112	[A]		100	[A]		61	[B]		76	[B]		82	[B]		91	[A]				
HEATING MODE, TWO PIPES***																									
HEATING CAPACITY	kW	0.8	1.79	1.95	0.87	1.98	2.17	1.06	2.56	2.87	1.91	3.1	3.52	2.15	3.69	4.36	2.17	3.92	5.05	2.47	4.55	6.01			
FCCOP [ENERGY CLASS]		144	[A]		157	[A]		141	[A]		100	[A]		115	[A]		119	[A]		137	[A]				
COOLING MODE, FOUR PIPES**																									
TOTAL COOLING CAPACITY	kW							0.51	1.12	1.22	0.64	1.45	1.61							1.51	2.37	2.8			
SENSIBLE COOLING CAPACITY	kW							0.43	0.95	1.04	0.54	1.25	1.4							1.17	1.9	2.29			
FCEER [ENERGY CLASS] - 4 PIPES								86	[A]		78	[B]								74	[B]				
HEATING MODE, FOUR PIPES****																									
HEATING CAPACITY	kW							0.92	1.98	2.15	1.17	2.54	2.78							2.34	3.56	4.11			
FCCOP [ENERGY CLASS]								162	[A]		147	[A]								119	[A]				
ELECTRIC HEATER																									
MAXIMUM CAPACITY	W	1000			1000			1000			230V ±10% - 1PH - 50HZ 1600			1600			1600			1600					
SOUND LEVELS																									
SOUND POWER LEVEL (return and radiated)	dB(A)	36	49	52	36	49	52	32	52	55	43	57	61	43	57	61	43	55	61	43	55	61			
SOUND POWER LEVEL (supply)	dB(A)	37	51	53	37	51	53	32	55	58	44	59	65	44	59	65	44	57	65	44	57	65			
ELECTRICAL DATA, MOTOR																									
POWER INPUT	W	3	18	22	3	18	22	4	25	36	10	46	89	10	46	89	10,5	43	99	10,5	43	99			
DIMENSIONS																									
H X L X L	mm	235 X 520 X 680						235 X 520 X 850						235 X 520 X 1050											

		529			539			549			639			649			739			749								
		(L)	(M)	(H)	(L)	(M)	(H)	(L)	(M)	(H)	(L)	(M)	(H)	(L)	(M)	(H)	(L)	(M)	(H)	(L)	(M)	(H)						
SPEED																												
AIR FLOW L/S	m³/h	346	765	878	346	765	878	346	765	878	368	967	1089	399	1176	1310	530	1586	1717	530	1586	1717						
AVAILABLE STATIC PRESSURE	Pa	10	50	66	10	50	66	10	50	66	7	50	63	6	50	62	6	50	59	6	50	59						
COOLING MODE, TWO PIPES**																												
TOTAL COOLING CAPACITY	kW	1.9	3.63	4.01	2.03	4.43	4.97							2.18	5.52	6.11	2.45	7.62	8.31	3.34	9.0	9.54	3.58	10.1	10.76			
SENSIBLE COOLING CAPACITY	kW	1.55	3.04	3.39	1.62	3.52	3.97							1.74	4.42	4.91	1.93	5.84	6.42	2.59	7.14	7.62	2.71	7.75	8.31			
FCEER [ENERGY CLASS] - 2 PIPES		100	[A]		114	[A]								100	[A]		92	[A]		95	[A]		104	[A]				
HEATING MODE, TWO PIPES***																												
HEATING CAPACITY	kW	2.62	5.42	6.05	2.81	6.45	7.28							3.14	8.04	8.95	3.47	10.55	11.59	4.48	12.38	13.29	4.56	13.29	14.32			
FCCOP [ENERGY CLASS]		150	[A]		170	[A]								152	[A]		135	[A]		138	[A]		144	[A]				
COOLING MODE, FOUR PIPES**																												
TOTAL COOLING CAPACITY	kW							1.86	3.7	4.1	1.96	4.09	4.59							2.09	5.68	6.16	2.96	7.48	7.94	3.49	9.52	10.06
SENSIBLE COOLING CAPACITY	kW							1.51	3.06	3.42	1.58	3.33	3.76							1.7	4.69	5.12	2.39	6.25	6.67	2.65	7.42	7.9
FCEER [ENERGY CLASS] - 4 PIPES								100	[A]		108	[A]								72	[B]		81	[B]		100	[A]	
HEATING MODE, FOUR PIPES****																												
HEATING CAPACITY	kW							2.4	4.47	4.91	2.61	5.54	6.13							2.93	7.9	8.48	4.14	11.03	11.75	4.72	13.73	14.56
FCCOP [ENERGY CLASS]								131	[A]		152	[A]								107	[A]		125	[A]		149	[A]	
ELECTRIC HEATER																												
MAXIMUM CAPACITY	W	2000			2000			2000			230V ±10% - 1PH - 50HZ 3200			3200			3000			3000								
SOUND LEVELS																												
SOUND POWER LEVEL (return and radiated)	dB(A)	35	53	58	35	53	58	35	53	58	39	62	64	39	64	67	46	60	62	46	60	62						
SOUND POWER LEVEL (supply)	dB(A)	36	57	61	36	57	61	36	57	61	45	58	61	45	61	64	45	61	63	45	61	63						
ELECTRICAL DATA, MOTOR																												
POWER INPUT	W	9	52	78	9	52	78	9	52	78	9	76	106	9	111	153	10	137	177	10	137	177						
DIMENSIONS																												
H X L X L	mm	235 X 520 X 1250						285 X 575 X 1250						285 X 575 X 1550														

42NL (EC version*)		229			239			329			339			429			439			529			539			549					
		(L)	(M)	(H)	(L)	(M)	(H)	(L)	(M)	(H)	(L)	(M)	(H)	(L)	(M)	(H)	(L)	(M)	(H)	(L)	(M)	(H)	(L)	(M)	(H)	(L)	(M)	(H)			
SPEED																															
AIR FLOW L/S	m³/h	153	210	261	153	234	292	198	318	431	198	318	431	240	397	444	240	398	444	295	618	675	295	647	675	295	646	675			
AVAILABLE STATIC PRESSURE	Pa	0																													
COOLING MODE, TWO PIPES**																															
TOTAL COOLING CAPACITY	kW	0.89	1.18	1.42	1.02	1.50	1.82	1.06	1.53	1.92	1.22	1.89	2.46	1.34	2.12	2.34	1.37	2.37	2.65	1.66	3.07	3.29	1.71	3.81	3.97						
SENSIBLE COOLING CAPACITY	kW	0.71	0.95	1.15	0.77	1.15	1.41	0.88	1.31	1.67	0.96	1.50	1.97	1.09	1.73	1.91	1.10	1.87	2.08	1.34	2.55	2.75	1.37	3.01	3.14						
FCEER [ENERGY CLASS] - 2 PIPES		264	[A]		309	[A]		188	[A]		225	[A]		175	[B]		186	[A]		235	[A]		243	[A]							
HEATING MODE, TWO PIPES***																															
HEATING CAPACITY	kW	1.25	1.66	2.01	1.36	2.02	2.46	1.58	2.35	2.95	1.76	2.73	3.56	1.76	3.05	3.29	2.00	3.51	3.78	2.24	4.52	4.88	2.32	5.50	5.74						
FCCOP [ENERGY CLASS]		376	[A]		416	[A]		292	[A]		332	[A]		244	[B]		279	[A]		346	[A]		355	[A]							
COOLING MODE, FOUR PIPES**																															
TOTAL COOLING CAPACITY	kW							0.78	1.14	1.37							1.41	2.20	2.43							1.61	3.23	3.35	1.68	3.53	3.67
SENSIBLE COOLING CAPACITY	kW							0.66	0.97	1.18							1.13	1.78	1.97							1.30	2.66	2.76	1.36	2.86	2.98
FCEER [ENERGY CLASS] - 4 PIPES								235	[A]								183	[B]								176	[B]		187	[A]	
HEATING MODE, FOUR PIPES****																															
HEATING CAPACITY	kW							1.40	2.02	2.40							1.73	3.05	3.46							2.10	3.96	4.09	2.18	4.82	5.01
FCCOP [ENERGY CLASS]								422	[A]								243	[B]								288	[A]		322	[A]	
ELECTRIC HEATER																															
MAXIMUM CAPACITY	W	1000			1000			1600			1600			1600			1600			230V ±10% - 1PH - 50HZ 2000			2000			2000					
SOUND LEVELS																															
SOUND POWER LEVEL (GLOBAL)	dB(A)	32	37	39	32	38	41	37	46	53	37	46	53	38	49	52	38	49	52	32	47	51	32	49	51	32	49	51			
ELECTRICAL DATA, MOTOR																															
POWER INPUT	W	3	5	7	3	5	9	4	10	20	4	10	20	6	15	18	6	15	18	4	18	24	4	21	24	4	21	24			
DIMENSIONS																															
H x L x L	mm	235 X 520 X 680						235 X 520 X 850						235 X 520 X 1050						235 X 520 X 1250											

(EC version) *Please contact your sales representative for AC version physical data.
 **Cooling mode (2 pipes & 4 pipes): Entering air temperature: 27°C/19°CDBH, entering/leaving water temperature: 7°C/12°C
 ***Heating mode (2 pipes): Entering air temperature: 20°C, entering water temperature: 50°C, water flow as cooling mode
 ****Heating mode (4 pipes): Entering air temperature: 20°C, entering/leaving water temperature: 70°C/60°C

