

 ALARKO


Flair

LIGHT COMMERCIAL
AIR CONDITIONERS





CONTENTS



Product Line-up	4 - 5
Core Technology	6 - 11
Ducted Type	12 - 15
4 Way Cassette Type	16 - 19
Ceiling & Floor Type	20 - 23
Floor Standing Type	24 - 27
Outdoor Units	28 - 30

Ducted Type



24K - 36K - 48K - 60K

4 Way Cassette Type



24K - 42K - 48K



Ceiling & Floor Type



24K - 36K - 48K

Floor Standing Type



24K

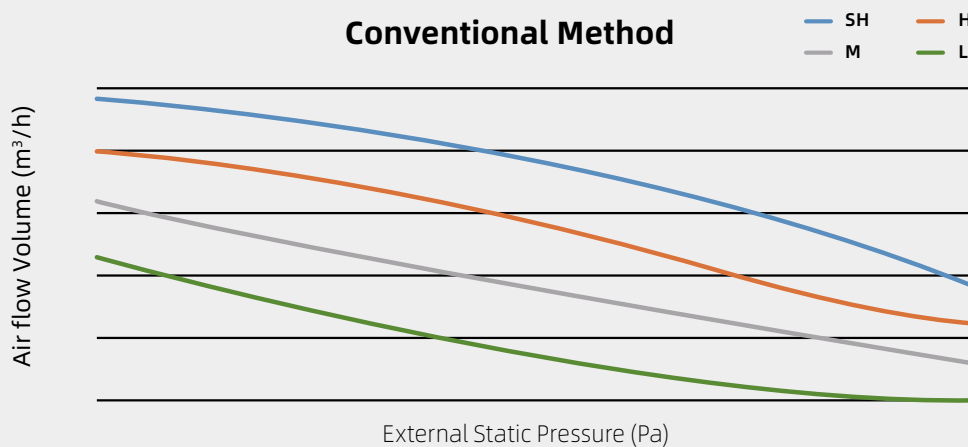
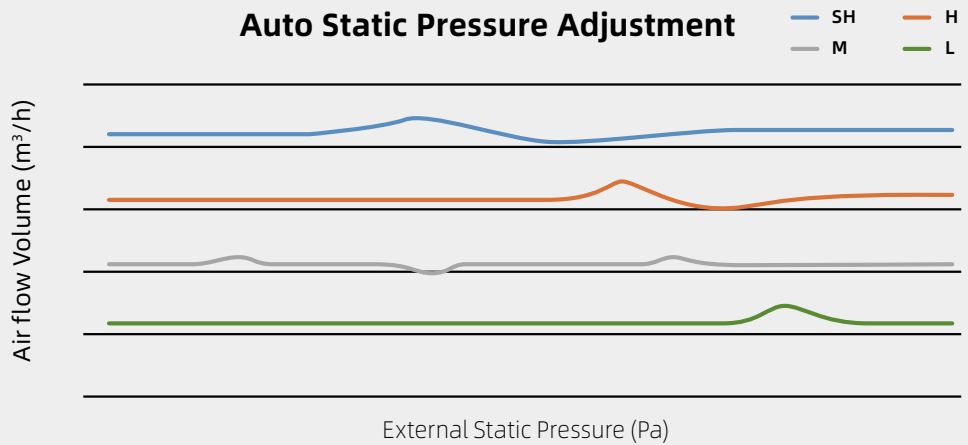

48K

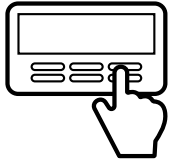


Auto Static Pressure Adjustment

The inverter ducted unit can automatically adjust the static pressure of ducting for different installation situation. The exclusive program from PCB of indoor unit calculate the necessary static pressure for confirmed ducting and adjust the speed of DC fan motor to deliver best volume of air flow. This process can be done with simple steps on wired controller after installation.

(*Maximum available static pressure=160 Pa)





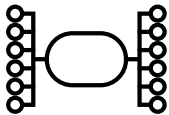
Installation Convenience

It simplifies the air flow volume adjustment process and saves lots of installation efforts. Auto Static Pressure Adjustment just needs easy steps on wired controller to finish the setting, but the traditional adjustment method needs the installers to manually set the motor speed, according to the installation instruction and ducting design. It takes lots of time if this thing doesn't go well.



Comfortable Experience

Auto Static Pressure Adjustment provides most comfortable body sense and lower noise. It ensures the air flow volume can be exactly aligned with demands of ducting. Automatic adjustment beats manual calculation as always.




Cost Saving

The ducted unit avoids extra cost caused by frequent ducting design change after construction project bidding, since one model can fulfill different ESP demands of ducting and it doesn't need to repurchase another kind of conventional duct to fit in new demand.

(*ESP=External static pressure)





Inverter Technology

With improved control program, the units can make great achievements in temperature adjustment and energy efficiency. The inverter compressor and DC fan motors realizes higher heat exchange efficiency by better control of air flow and refrigerant flow, according to the data collected by sensors and processed by programs.

30% Energy Saving



30% Faster Cooling



±1 Temperature Adjustment



Lower Noise




Durability

Durable Compressor

(No.1 market share)


A strong heart - the efficient and reliable GMCC compressor guarantees durable operation. One third of compressors used around the world are supplied by GMCC due to its stable quality and excellent performance.



Golden Fin

Outdoor Unit

The unique hydrophilic golden coating on aluminum fin of the heat exchangers can withstand the salty air, rain and other corrosive elements. It also effectively improves the system's efficiency.



Golden Fin

Indoor Unit

All LCAC indoor units are standard with hydrophilic golden coating on aluminum fin of the heat exchangers. It prevents bacteria from breeding and spreading, improving heat efficiency.



Coating For PCB

For better protection of the PCB, an anti-corrosion coating is also applied to ensure a longer life cycle.

50° High Temperature Cooling

The inverter compressor keeps operating to guarantee the continuous cooling, even under the high temperature of up to 50°C. And the whole unit still has 80% output capacity under 50°C ambient temperature. With good quality elements inside, the new-designed heat dissipation system performs better.

(*Data applied to some models with specific experimental conditions.)

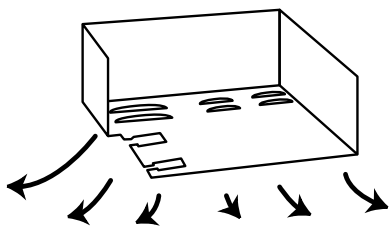


E-box Refrigerant Cooling

The extended refrigerant tube is designed to cool down the e-box only, resulting the great improvement of durability of electronic elements under extremely hot weather.

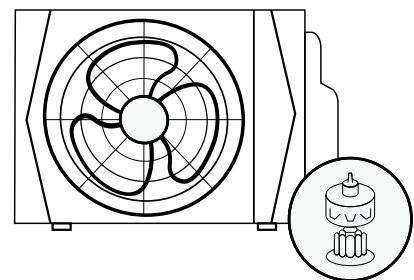
The tube gets curved to maximize the heat exchange area between refrigerant and PCB.

And the heat dissipation efficiency increases by 5 times.



4 Heat Dissipation Grids

Compared with old models, the heat dissipation grid increases to 4 and the outdoor unit achieve faster temperature falling.



Dust Cleaning

The DC motor can rotate in reverse to remove the sand and dust, ensuring the normal operation of outdoor unit in middle east.



Follow Me Function


The mini temperature sensor on the remote detects the indoor temperature and sends it to the air conditioner processor.

Your air conditioner detects this information and operates according to the temperature in the place where your remote control is located. Your comfort level reaches its maximum.



Turbo Cooling

Upon pressing the 'Turbo' button on remote controller Turbo mode is activated enabling to reach setting temperature faster and let air flow to spread over a larger area. Turbo mode is activated.



High Density Anti-Dust Filter*

Thanks to the high-density anti-dust filter in Flair split air conditioners, the dust and particles in the air are kept on the filter, thus providing cleaner and healthier air to the interior.


High indoor air quality allows you and your loved ones to have more comfortable and healthy spaces.

*Except Duct Type Model



Auto Clean Function

Flair air conditioner has the capability of auto clean enabling fans to operate for a certain time period even after turned off. Heat exchanger is kept clean by removing moisture accumulated from indoor unit heat exchanger by operating fans. Mold is prevented. Air in the room is kept clean and healthy always..






Ducted Type

Wide Static Pressure Range

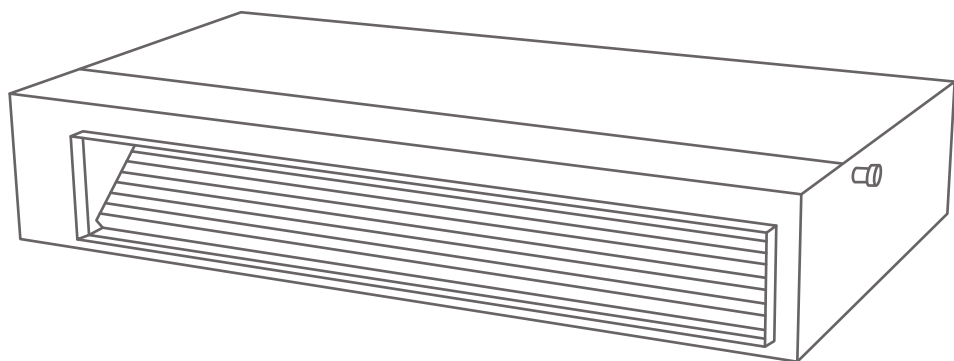
The ducted unit has static pressure range, 0-160 Pa. This feature can fulfill most demands of application. Long ducting system still has the enough air flow volume.




0-160 Pa

Slim Design

The slim unit is 20% more lightweight and 12.5% more compact among the classic type unit. It needs less installation time and less work force. Therefore it can create more space for maintenance.





Built-in Drain Pump

(Optional)


The drain pump can lift the condensing water up to 750mm, which is convenient to install drainage pipes under most conditions.

Easy Maintenance



Bottom Maintenance

Maintenance work can be done by open the unit from the bottom. It's easy to reach the motor and other Parts of indoor units.



Removable Filter

The filter can be easily removed from left, right or bottom to do cleaning.

(*Only for 0-160Pa Duct)




Ducted Type


SYSTEM		Ducted Type 24K	Ducted Type 24K	Ducted Type 24K	Ducted Type 24K
Cooling capacity	kW	7.10 (3.28 ~ 8.16)	10.50 (2.75 ~ 11.14)	14.10 (3.52 ~ 15.53)	15.40 (4.10 ~ 17.30)
	Btu	24225 (11191 ~ 27841)	35826 (9383 ~ 38009)	48109 (12010 ~ 52988)	52544 (13989 ~ 59027)
Heating capacity	kW	7.45 (2.81 ~ 8.49)	12.10 (2.78 ~ 12.78)	15.50 (4.10 ~ 18.17)	18.30 (4.40 ~ 20.50)
	Btu	25419 (9587 ~ 28967)	41285 (9485 ~ 43605)	52886 (13989 ~ 61996)	52544 (13989 ~ 59027)
SEER/SCOP	W/W	6.2 / 4.0	6.3 / 4.0	6.1 / 4.0	6.1 / 4.0
Energy Class	-	A++ / A+	A++ / A+	A++ / A+	A++ / A+
Yearly Energy Consumption	kWh	401 / 1890	583 / 2940	809 / 4095	884 / 4445
EER/COP	W/W	3.15 / 4.14	2.63 / 3.69	2.79 / 3.44	2.93 / 3.52
Operating Current (Cooling)	A	10,0	17,5	8,5	9,6
Electric Power (Cooling)	W	2250	4000	5050	5250
Operating Current (Heating)	A	8,0	14,5	8,0	9,5
Electric Power (Heating)	W	1800	3280	4500	5200
OUTDOOR UNIT		FLRLC2401UC8	FLRLC3601UC8	FLRLC4801UC8	FLRLC6001UC8
Operating Temperature Range (Cooling)	°C	-15 ~ 50	-15 ~ 50	-15 ~ 50	-15 ~ 50
Operating Temperature Range (Heating)	°C	-15 ~ 24	-15 ~ 24	-15 ~ 24	-15 ~ 24
Voltage/Hz/Ph	-	220 ~ 240V / 50Hz / 1Ph	220 ~ 240V / 50Hz / 1Ph	380 ~ 415V / 50Hz / 3Ph	380 ~ 415V / 50Hz / 3Ph
Rated Current	A	19,0	22,5	13,0	14,0
Rated Input	W	3700	5000	6900	7500
Refrigerant amount (R32)	kg	1,50	2,40	2,8	3,00
Liquid Side / Gas Side	inch	(3/8" / 5/8")	(3/8" / 5/8")	(3/8" / 5/8")	(3/8" / 5/8")
Max Piping Length	m	50	75	75	75
Max Difference	m	25	30	30	30
Additional Charge	g/m	24	24	24	24
Sound Power Level	dB(A)	67	72	74	73
Sound Pressure Level	dB(A)	60	63	63,5	64
Air Flow	m³/h	3500	4000	7500	7500
Weight	kg	43.9	66.9	103.7	107.0
Dimensions (WxDxH)	mm	890 x 342 x 673	946 x 410 x 810	952 x 415 x 1333	952 x 415 x 1333
INDOOR UNIT		FLRLC2401DUI	FLRLC3601DUI	FLRLC4801DUI	FLRLC6001DUI
Sound Power Level	dB(A)	62	62	67	67
Sound Pressure Level (High/Med/Low)	dB(A)	49.0 / 46.0/41.0	50.0 / 48.0 / 46.0	51.5 / 49.0 / 47.0	52.5/49.0/47.0
Air Flow (High/Med/Low)	m³/h	1230 / 1035 / 825	2100 / 1800 / 1500	2400 / 2040 / 1680	2600 / 2210 / 1820
External Static Pressure	Pa	0 ~ 160	0 ~ 160	0 ~ 160	0 ~ 160
Weight (Body)	kg	32.3	40.5	47.6	47.4
Dimensions (WxDxH) (Body)	mm	1100 x 774 x 249	1360 x 774 x 249	1200 x 874 x 300	1200 x 874 x 300
Dimensions (WxDxH) (Body) (Packing)	mm	1305 x 805 x 315	1570 x 805 x 330	1405 x 915 x 365	1405 x 915 x 365

* Sound data @ cooling mode

* -7°C / -10°C / -15°C heating capacity @ free frequency




4 Way Cassette Type



CoolSurround 360°

Unique seamless air flow louver design equipped with DC fan motor allows cool air to diffuse and sink in 360° direction, offering uniform cooling experience throughout the space.



Louver Position Memory

The louver will return back to its previous position when you restart the AC, allowing you to enjoy your preferred coolness settings every time you turn on the unit.



Remote Controller is included



Flexible Installation

Built-in Drain Pump

The drain pump can lift the condensing water up to 750mm, which is convenient to install drainage pipes under most conditions.

It is suitable for ceiling of grid type and it has high degree of freedom of installation and it can be installed beside lighting and ventilation opening.

360° Air Flow



4 WAY CASSETTE TYPE

Fresh Air

Air outside can be led into the room via a connection pipe, which keeps the indoor air fresh and healthy.

Compact and Stylish Design

With a fireproof metal plate, it will stop fire immediately once the Compact and linear design makes it perfect for the grid type ceiling. The smaller body requires less space for installation. Wires inside catch fire.

Convenient Control Options

Weekly Timer Controller

Multiple time on and off time in a day can be set by KJR-120C weekly timer wired controller catch fire.

Twin System With Sync Control

The twin system connect with 2 IDUs of the same type and capacity to 1 ODU for more air distribution in a large room. The controller can be control both IDU simultaneously.



4 Way Cassette Type

SYSTEM		4 Way Cassette Type 24K	4 Way Cassette Type 42K	4 Way Cassette Type 48K
Cooling capacity	kW	7.04 (3.30 ~ 7.91)	12.00 (2.93 ~ 12.31)	14.00 (3.52 ~ 15.83)
	Btu/h	24020 (11259 ~ 26989)	40968 (10003 ~ 42026)	47768 (12010 ~ 54011)
Heating capacity	kW	7.50 (2.81 ~ 8.94)	13.20 (3.37 ~ 14.07)	16.00 (4.10 ~ 17.29)
	Btu/h	25590 (9587 ~ 30503)	45065 (11505 ~ 48035)	54592 (13989 ~ 58993)
SEER/SCOP	W/W	6.3 / 4.0	6.2 / 4.0	6.1 / 4.0
Energy Class	-	A++ / A+	A++ / A+	A++ / A+
Yearly Energy Consumption	kWh	391 / 2100	677 / 3325 / 2495	803 / 3780
EER/COP	W/W	2.82 / 4.05	2.82 / 3.59	3.01 / 3.49
Operating Current (Cooling)	A	11.0	19.0	8.5
Electric Power (Cooling)	W	2500	4260	4650
Operating Current (Heating)	A	8.5	16.5	8.0
Electric Power (Heating)	W	1850	3680	4580
OUTDOOR UNIT		FLRLC2401UC8	FLRLC4201UC8	FLRLC4801UC8
Operating Temperature Range (Cooling)	°C	-15 ~ 50	-15 ~ 50	-15 ~ 50
Operating Temperature Range (Heating)	°C	-15 ~ 24	-15 ~ 24	-15 ~ 24
Voltage/Hz/Ph	-	220 ~ 240V / 50Hz / 1Ph	220 ~ 240V / 50Hz / 1Ph	380 ~ 415V / 50Hz / 3Ph
Rated Current	A	19.0	22.5	13.0
Rated Input	W	3700	5000	6900
Refrigerant amount (R32)	kg	1.50	2.80	2.93
Liquid Side / Gas Side	inch	(3/8" / 5/8")	(3/8" / 5/8")	(3/8" / 5/8")
Max Piping Length	m	50	65	75
Max Difference	m	25	30	30
Additional Charge	g/m	24	24	24
Sound Power Level	dB(A)	67	75	74
Sound Pressure Level	dB(A)	60	63	63.5
Air Flow	m³/h	3500	4000	7500
Weight	kg	43.9	71.0 / 75.0	103.7
Dimensions (WxDxH)	mm	890 x 342 x 673	946 x 410 x 810	952 x 415 x 1333
INDOOR UNIT		FLRLC2401CAI	FLRLC4201CAI	FLRLC4801CAI
Sound Power Level	dB(A)	59	66	66
Sound Pressure Level (High/Med/Low)	dB(A)	50.0 / 47.5 / 42.0	52.5 / 50.0 / 47.5	52.5 / 50.5 / 48.0
Air Flow (High/Med/Low)	m³/h	1250 / 1120 / 995	1900 / 1750 / 1600	1900 / 1750 / 1600
External Static Pressure	kg	21.6	29.3 / 33.5	29.3
Weight (Body)	kg	6.0	6.0 / 9.0	6.0
Dimensions (WxDxH) (Body)	mm	830 x 830 x 205	830 x 830 x 287	830 x 830 x 287
Dimensions (WxDxH) (Body) (Packing)	mm	950 x 950 x 55	950 x 950 x 55	950 x 950 x 55

* Sound data @ cooling mode

* -7°C / -10°C / -15°C heating capacity @ free frequency



Ceiling & Floor Type





3D Air Flow

The unit has horizontal swing and auto vertical swing function, which supplies more even and comfortable air flow.



Build-in Drain Pump (Optional)

The drain pump can lift the condensing water up to 750mm, which is convenient to install drainage pipes under most conditions.



Easy Maintenance

More than 60% parts and assemblies (such as fan wheels, plastic cases, metal parts etc.) are universal for 3 different bodies, which makes the production and maintenance much easier.



Fresh Air

Air outside can be led into the room via a connection pipe, which keeps the indoor air fresh and healthy.



Remote Controller is included

2-Style Installation

Fashionable design and streamline appearance, suitable for different room styles.





Ceiling & Floor Type

SYSTEM		Ceiling & Floor Type 24K	Ceiling & Floor Type 36K	Ceiling & Floor Type 48K
Cooling capacity	kW	7.20 (3.22 ~ 7.77)	10.50 (2.72 ~ 11.43)	14.00 (3.52 ~ 15.24)
	Btu	24566 (10986 ~ 26511)	35826 (9280 ~ 38999)	47768 (12010 ~ 51998)
Heating capacity	kW	7.40 (2.72 ~ 8.29)	12.30 (2.81 ~ 12.78)	15.60 (4.10 ~ 17.00)
	Btu	25248 (9280 ~ 28285)	41967 (9587 ~ 43605)	53227 (13989 ~ 58004)
SEER/SCOP	W/W	6.2 / 4.0	6.5 / 4.2	6.1 / 4.0
Energy Class	-	A++ / A+	A++ / A+	A++ / A+
Yearly Energy Consumption	kWh	406 / 1925	565 / 2867	803 / 3920
EER/COP	W/W	2.99 / 3.90	2.66 / 3.62	2.69 / 3.06
Operating Current (Cooling)	A	10,5	17,5	9,0
Electric Power (Cooling)	W	2410	3950	5200
Operating Current (Heating)	A	8,5	15,0	9,0
Electric Power (Heating)	W	1900	3400	5100
OUTDOOR UNIT		FLRLC2401UC8	FLRLC3601UC8	FLRLC4801UC8
Operating Temperature Range (Cooling)	°C	-15 ~ 50	-15 ~ 50	-15 ~ 50
Operating Temperature Range (Heating)	°C	-15 ~ 24	-15 ~ 24	-15 ~ 24
Voltage/Hz/Ph	-	220 ~ 240V / 50Hz / 1Ph	220 ~ 240V / 50Hz / 1Ph	380 ~ 415V / 50Hz / 3Ph
Rated Current	A	19,0	22,5	13,0
Rated Input	W	3700	5000	6900
Refrigerant amount (R32)	kg	1,50	2,40	2,8
Liquid Side / Gas Side	inch	(3/8" / 5/8")	(3/8" / 5/8")	(3/8" / 5/8")
Max Piping Length	m	50	75	75
Max Difference	m	25	30	30
Additional Charge	g/m	24	24	24
Sound Power Level	dB(A)	67	72	74
Sound Pressure Level	dB(A)	60	63	63,5
Air Flow	m³/h	3500	4000	7500
Weight	kg	43.9	66.9	103.7
Dimensions (WxDxH)	mm	890 x 342 x 673	946 x 410 x 810	952 x 415 x 1333
INDOOR UNIT		FLRLC2401CEI	FLRLC3601CEI	FLRLC4801CEI
Sound Power Level	dB(A)	55	65	68
Sound Pressure Level (High/Med/Low)	dB(A)	51.0 / 47.0 / 43.0	51.5 / 48.0 / 45.0	53.0 / 50.0 / 46.0
Air Flow (High/Med/Low)	m³/h	1190 / 1025 / 850	1955 / 1730 / 1505	2100 / 1850 / 1600
Weight (Body)	kg	28.0	41.5	41.7
Dimensions (WxDxH) (Body)	mm	1068 x 675 x 235	1650 x 675 x 235	1650 x 675 x 235

* Sound data @ cooling mode

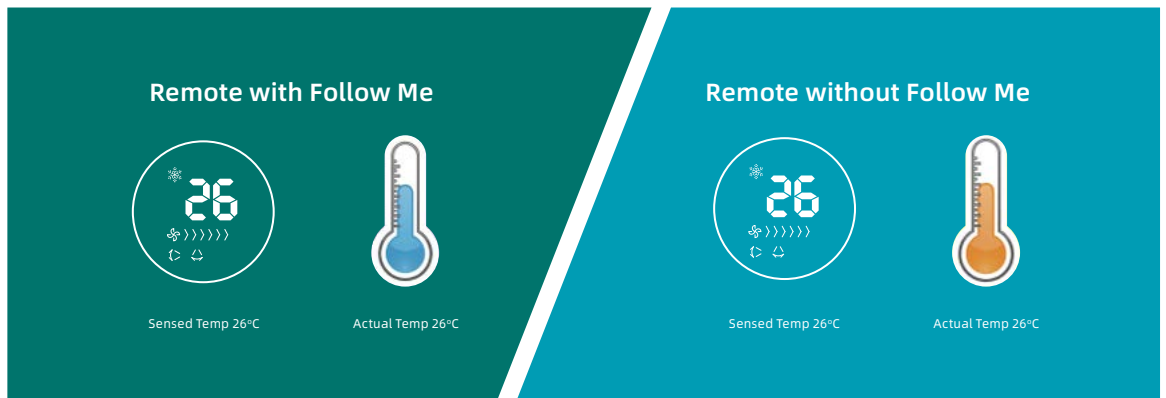
* -7°C / -10°C / -15°C heating capacity @ free frequency



Floor Standing Type

Follow Me

The unit can timely adjust the temperature around the remote control by the feedback from it. The temperature sensor in remote control collects the data about its surrounding temperature and sends it to the indoor unit. The users can experience the best comfort with the remote control nearby.



Auto Restart

In case of power failure, the unit can restore all of previous settings when the operation continues, including temperature, mode, speed and timing.

Auto- Protection & Self-Diagnosis

In the case of abnormal operation, the auto protection system will shut down the unit automatically to avoid any risk and prevent further deterioration. The error code showed on display enables engineers to identify the problem quickly, according to maintenance book.



Remote Controller is included



Floor Standing Type

Powerful & Long Distance Air Flow

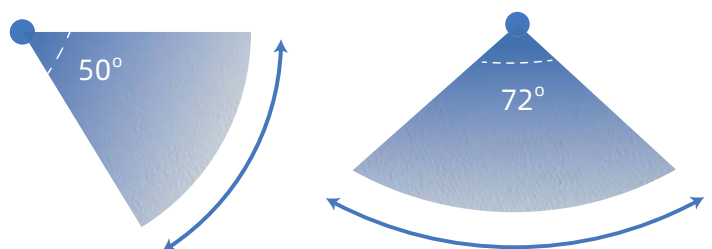
The unit can provide the powerful air flow of up to 2300m³/h and 15m long distance air flow. With large diameter blower wheel and bigger air outlet, the DC motor delivers the cool/hot air to cover the every corners of big room.*

Large diameter centrifugal blower wheel with a diameter of 40cm

The air outlet area increases by 28%

Vertical & Horizontal Swing

The unit realizes 50° vertical swing angle and 72° horizontal swing angle. A wide swing range provides the flexibility of placing the machine and resting to enjoy the air flow.*



* These specs are in just FLRLC4801FSI model.

Floor Standing Type



FLRLC4802FSP



FLRLC4801FSI



FLR2403INVFS

SYSTEM		Floor Standing 24K	Floor Standing 48K	Floor Standing 48K
Cooling capacity	kW	7.2	12.1 (2.93 ~ 12.30)	14.60 (4.95 ~ 15.45)
	Btu/h	24566.4	41286 (10003 ~ 41992)	49815 (16889 ~ 52715)
Heating capacity	kW	7.9	13.2 (3.37~13.80)	16.10 (4.40 ~ 18.50)
	Btu/h	26955	45065 (11505 ~ 47113)	54933 (15012 ~ 63122)
SEER/SCOP	W/W	6.1 / 3.8	5.7 / 4.2	6.1 / 4.0
EER/COP	W/W	3.51 / 3.39	2.73 / 3.38	2.81 / 3.10
Operating Current (Cooling)	A	9	19.5	8
Electric Power (Cooling)	W	2050	4400	5195
Operating Current (Heating)	A	10.5	17.0	8.5
Electric Power (Heating)	W	2330	3900	5200
OUTDOOR UNIT		FLR2403INVFSO	FLRLC4802FC8	FLRLC4801UC
Operating Temperature Range (Cooling)	°C	-15 ~ 50	-15 ~ 50	-15 ~ 50
Operating Temperature Range (Heating)	°C	-15 ~ 30	-15 ~ 24	-15 ~ 24
Voltage/Hz/Ph	-	220~240V / 50Hz / 1Ph	220~240V / 50Hz / 1Ph	380~415V / 50Hz / 3Ph
Rated Current	A	14.5	22.5	11.2
Rated Input	W	3030	5000	6200
Refrigerant amount (R32)	kg	1.5	2,30	2.80
Liquid Side / Gas Side	inch	(1/4" / 5/8")	(3/8" / 5/8")	(3/8" / 5/8")
Max Piping Length	m	25	50	65
Max Difference	m	10	20	30
Additional Charge	g/m	40	24	24
Sound Power Level	dB(A)	70	75	75
Sound Pressure Level	dB(A)	61	64	66
Air Flow	m³/h	3600	5100	7500
Weight	kg	43	66.87 / 71.51	107.0
Dimensions (WxDxH)	mm	958 × 660 × 402	946 × 410 × 810	952 × 415 × 1333
Dimensions (WxDxH) (Body) (Packing)	mm	1029 × 453 × 715	1090 × 500 × 885	1095 × 495 × 1480
INDOOR UNIT		FLR2403INVFS	FLRLC4802FSP	FLRLC4801FSI
Sound Power Level	dB(A)	56	66	66
Sound Pressure Level (High/Med/Low)	dB(A)	45 / 41 / 39 / 35	52 / 49 / 46	55 / 53 / 51.5
Air Flow (High/Med/Low)	m³/h	1250 / 950 / 850 / 750	1900 / 1750 / 1550	2413 / 2222 / 2027
Weight (Body)	kg	38	49.8 / 61.9	58.4
Dimensions (WxDxH) (Body)	mm	507 × 320 × 1770	585 × 405 × 1830	629 × 456 × 1935
Dimensions (WxDxH) (Body) (Packing)	mm	623 × 440 × 1988	750 × 550 × 2060	2055 × 750 × 575

* Sound data @ cooling mode

* -7°C / -10°C / -15°C heating capacity @ free frequency

These datas in this table are specified in the following indoor and outdoor conditions. Datas may change depending on usage conditions.

Cooling: Indoor temperature: 27 °C KT, 19 °C YT / Outdoor temperature: 35 °C KT, 24 °C YT

Heating: Indoor temperature: 20 °C KT, 15 °C YT / Outdoor temperature: 7 °C KT, 6 °C YT 2.



Compatible with all indoor units*

Outdoor Units


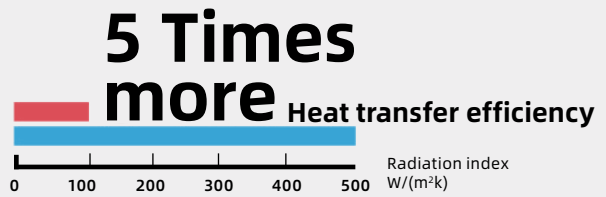


* Except floor standing units.



ICE CIRCUIT

The newly designed refrigerant circuits use improved refrigerant radiation technology to cool down both the heat exchanger and E-box efficiently, which significantly upgrades the unit's performance under high ambient temperatures.



Heat Dissipation: E-box Air Grid Enlargement

The number of grids on the outdoor E-box has been increased from 1 to 4 to help dissipate heat faster.




Rotation: Intelligent Dusting Switch

Apart from the bionic fan blades, the Welling DC motor itself can rotate in reverse to get rid of the sand and dust from outside, ensuring that the AC is clean and functions well under high ambient temperatures.

 ALARKO

Flair

EF_AC_0297



Manufacturer reserves the right to change any product specifications without notice.

 ALARKO



ALARKO CARRIER
SANAYİ VE TİCARET A.Ş.

GOSB-Gebze Organize Sanayi Bölgesi
Şahabettin Bilgisu Cad. 41480 Gebze-Kocaeli/TURKEY
Phone : (90)(262) 648 60 00 PBX
Telefax : (90)(262) 648 61 01
web : www.alarko-carrier.com.tr
e-mail : info@alarko-carrier.com.tr



B.1.6.11.040823 MINERAL